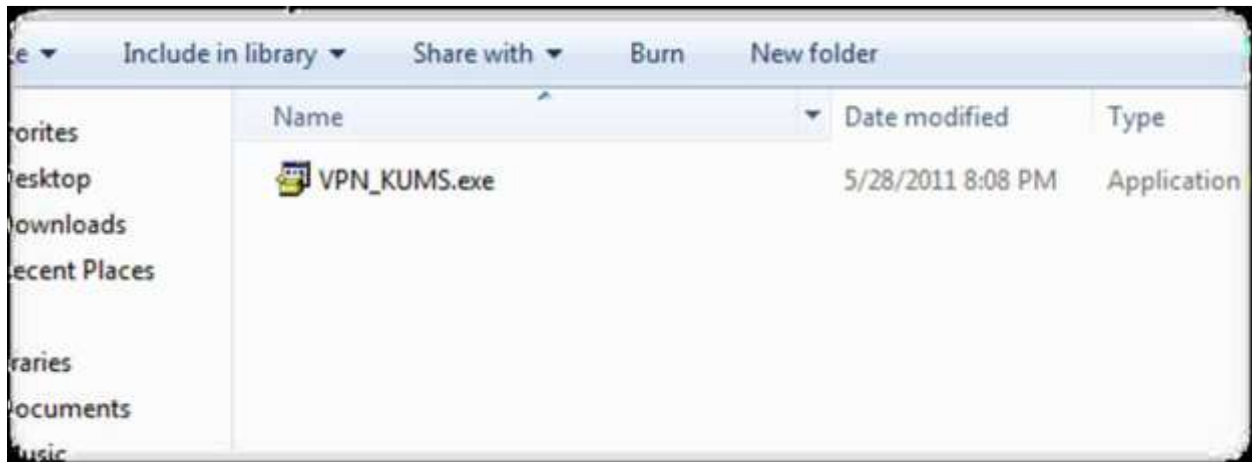


Please be sure to select the software that is suitable for your Windows. The “WinXP Win7 vista 32bit.exe” is for Windows 32bit, whereas the file “win7 vista 64bit.exe” is for Windows 64bit.

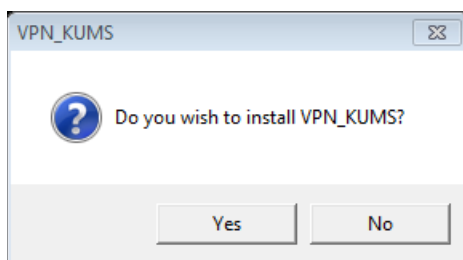
To determine whether your Windows is 32bit or 64 bit (7 and Vista), right-click “Computer” and select “Properties”. In the opened window, find “system type”, which shows whether your Windows is 32bit or 64bit. In XP Windows, right-click “My Computer” and you will see the phrase “64-bit operating system” if your Windows is 64bit. On the other hand, you will observe 32-bit operating system if your Windows is 32bit.

To install the software, please follow the next stages:

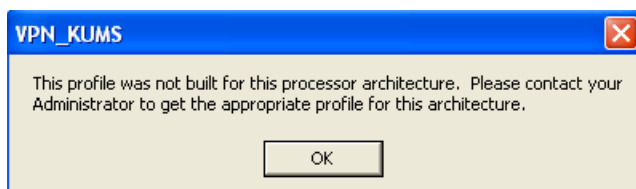
1. Open the file you have received through email.



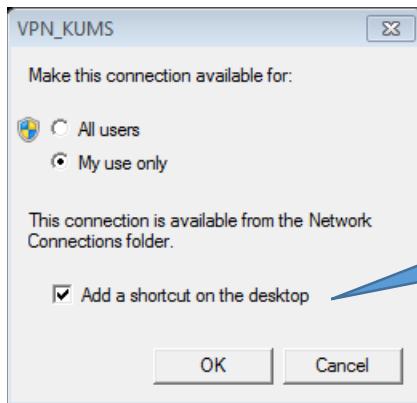
2. Select “Yes”.



Note: If you encounter the following error on XP Windows by selecting OK, your Windows is 64bit and the software cannot be installed.



3. Select "OK".



Selection of this option will lead to the creation of a connection icon on the desktop.

Please note not to untick the desktop option so that the connection icon would appear on the desktop, as follows:



4. At this stage, the window below will appear, in which you must enter your username and password and click "connect". (Please make sure you are connected to the Internet before selecting "connect")



Enter your username and password here.

You will be connected to the VPN system of Kermanshah University of Medical Sciences after clicking “connect”, in case of no errors (the list of common errors will be provided in a separate file).

After connection, you can enter the website of <http://www.whatismyip.com> via “Internet Explorer” to ensure the accuracy of your connection. After entering the website, you can observe the IP of the university (217.219.214.40), as shown in the picture below.



After ensuring the accurate connection, you can enter the website of the university “<http://www.kums.ac.ir>” and enter the digital library website and find your resources.

On the digital library website, you have access to a file on how to use the available resources.



If you have any questions, please contact

vpn@kums.ac.ir.



PMDR Tutorials

